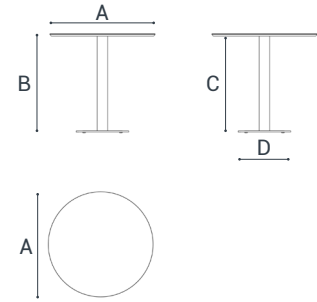
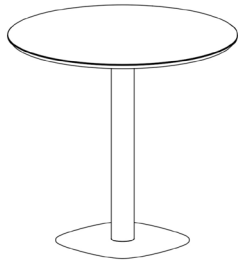



CIRCUS N!


DATOS TÉCNICOS | TECHNICAL DATA



cm	A	B	C	D	
ø70	70	75	73,1	40	2
ø80	80	75	73,1	40	2
ø90	90	75	73,1	50	3

 Plazas mesa
Table seating
capacity

 VERSIÓN FIJA
FIXED VERSION

 Sección de columna:
Column section:
ø80 mm

MATERIALES | MATERIALS

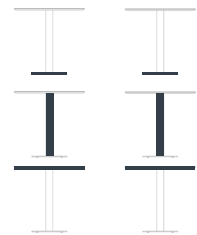


 MATERIALES:
MATERIALS:


Base: Acero lacado epoxy | Acero cromado | Acero inoxidable
Base: Epoxy lacquered steel | Chrome steel | Stainless Steel


Columna: Acero lacado epoxy | Acero cromado
Column: Epoxy lacquered steel | Chrome steel


Encimera: Fenix | Cristal templado | Porcelánico
Worktop: Fenix | Tempered glass | Ceramic



 ESPESOR ENCIMERA:
WORKTOP THICKNESS:

FENIX NTM* 17mm  1 mm FENIX | FENIX
+ 15 mm Madera contrachapada | Plywood
1 mm FENIX | FENIX

Cristal
Glass 19mm  + 4 mm Cristal Templado | Tempered Glass
+ 15 mm Madera contrachapada | Plywood

Porcelánico
Ceramic 18mm  + 3 mm Porcelánico | Ceramic
+ 15 mm Madera contrachapada | Plywood



ACABADOS | FINISHES



BASE | BASE

Acero Epoxy
Epoxy SteelBlanco
WhiteAluminio
AluminiumAntracita
AnthraciteNegro
BlackAcero Cromado
Chrome SteelAcero Cromado
Chrome SteelAcero Inoxidable
Stainless SteelAcero Inoxidable
Stainless SteelPara base Acero Inoxidable la columna es siempre Acero Cromado
When the base is Stainless Steel, the column is always Chrome steel

ENCIMERA | WORKTOP

FENIX ^{NTM}

Alaska



Londra



Bromo



Ingo

Cristal
Glass

C

Antracita Brillo
Glossy AnthraciteNegro Brillo
Glossy BlackRojo Brillo
Glossy RedTórtola Brillo
Glossy Turtledove

D

Blanco Brillo
Glossy WhiteBlanco Mate
Matt WhitePorcelánico
Ceramic

E



Beton



Cement



Basalt



Nero

F



Artic



Calacatta



Iron Moss

COLUMN | COLUMN

Mismo color que la base
Same color as the basePara base Acero Inoxidable la columna es siempre Acero Cromado
When the base is Stainless Steel, the column is always Chrome steel