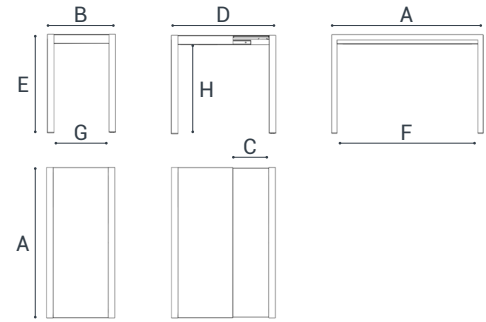
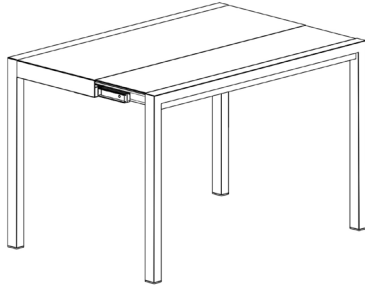


CONCEPT Minor



DATOS TÉCNICOS | TECHNICAL DATA



cm	A	B	C	D	E	F	G	H			
90x52	90	52	28x1	80	75	82	42	68	1	2	4
115x52	115	52	28x1	80	75	107	42	68	1	3	6

Número de extensibles
Number of extensions

Plazas mesa cerrada
Closed table seating capacity

Plazas mesa abierta
Open table seating capacity

VERSIÓN EXTENSIBLE
EXTENDING VERSION

Sección de pata:
Leg section:
50x40 mm

Extensibles elevables
Liftable extensions

Pata móvil con rueda
Wheeled moving leg

Freno por bloqueo
Lock brake

Nivelación extensible-encimera
Extension-worktop leveling

MATERIALES | MATERIALS




MATERIALES:
MATERIALS:

Patas: Acero lacado epoxy
Legs: Epoxy lacquered steel

Armazón: Acero lacado epoxy | Metacrilato | Porcelánico
Frame: Epoxy lacquered steel | Methacrylate | Ceramic

Encimera y Extensibles: Cristal templado | Porcelánico
Worktop and Extensions: tempered glass | Ceramic



ESPESOR ENCIMERA:
WORKTOP THICKNESS:

Cristal Glass 8mm | **8 mm Cristal Templado | Tempered Glass**

Porcelánico Ceramic 8mm | **+ 3 mm Porcelánico | Ceramic**
+ 5 mm Cristal Templado | Tempered Glass

CONCEPT Minor

ACABADOS | FINISHES



PATAS | LEGS



Acero Epoxy
Epoxy Steel



Blanco
White



Aluminio
Aluminium



Antracita
Anthracite



Negro
Black

ENCIMERA | WORKTOP



Cristal
Glass

C



Antracita Brillo
Glossy Anthracite



Negro Brillo
Glossy Black



Rojo Brillo
Glossy Red



Tórtola Brillo
Glossy Turtledove

D



Blanco Brillo
Glossy White



Blanco Mate
Matt White

Porcelánico
Ceramic

E



Beton



Cement



Basalt



Nero

F



Artic



Calacatta



Iron Moss

ARMAZÓN | FRAME



Siempre mismo color que encimera
Always same color as worktop

EXTENSIBLES | EXTENSIONS



Siempre mismo color que encimera
Always same color as worktop